



¡En español!

The ¡En español! Clip Art may be used to create or customize unit tests, quizzes, worksheets, and PowerPoint™ presentations. Click on a word to link to an image, or click on a topic in the Help menu below for more information.

Table of Contents

Help

[How to Find Clip Art](#)
[How to Export Clip Art](#)
[How to Print Clip Art](#)

Discussing Plans

[ir a...](#)

After-school Plans

[andar en bicicleta](#)
[caminar con el perro](#)
[cenar](#)
[comer chicharrones](#)
[cuidar \(a\) el animal](#)
[cuidar \(a\) mi hermano\(a\)](#)
[cuidar \(a\) el pájaro](#)
[cuidar \(a\) el pez](#)
[hacer ejercicio](#)
[ir al supermercado](#)
[leer](#)
[la novela](#)
[el periódico](#)
[la revista](#)
[mandar una carta](#)
[pasar un rato con los amigos](#)

[pasear](#)
[pintar](#)
[preparar la cena](#)
[preparar la comida](#)
[tocar el piano](#)
[tocar la guitarra](#)
[ver la televisión](#)

Sequencing Events

[primero](#)
[antes \(de\)](#)
[entonces](#)
[luego](#)
[por fin](#)
[después \(de\)](#)

Activities

[abrir](#)
[aprender](#)
[beber](#)
[oír](#)
[recibir](#)
[tener hambre](#)
[tener sed](#)

Table of Contents (continued)

[vender](#)

[ver](#)

[vivir](#)

Places and People You Know

Places

[el museo](#)

[el parque](#)

[el teatro](#)

[la tienda](#)

Other Words and Phrases

[el corazón](#)

[la gente](#)

How to Find Clip Art

Browsing with Acrobat bookmarks


The vocabulary clip art files are organized in a bookmark structure, viewable to the left of the screen. For ease of use, the Acrobat bookmarks correspond to headings from each etapa's *En resumen* section and to the individual vocabulary words. Double click on a heading, and the vocabulary words will appear beneath that heading. Click on a vocabulary word. The corresponding image will appear to the right.

Browsing with the Table of Contents

A simple "Table of Contents" is also available for instant access to each vocabulary clip art image. Click on a blue vocabulary word in the "Table of Contents", and the corresponding image will appear in the right-hand window. Simply click on the "Return to Table of Contents" button in the lower right-hand corner of the screen in order to return to the unit "Table of Contents" and access additional images.

Finding a Particular Vocabulary Word

Acrobat also makes it possible to find quickly an image whose title contains a certain phrase, word, or portion of a word.

1. Choose Find from the Edit menu. You can also click on the binoculars icon  in the Acrobat toolbar. The Find dialog box will appear on the screen.
2. Enter the word, word fragment, or phrase you want to find in the "Find What" field of the Find dialog box.
3. Check the options you want to use to do the find.
 - Check Match Whole Word Only to find only words that are identical to the search word.
 - Check Match Case to find words with the same capitalization as the search word.
4. Click Find.

(Continued on the next page)

Typing Spanish Characters

To insert a special character into a Find dialog box, enter the character's shortcut.

Macintosh


á	[option + e] then [a]	ñ	[option + n] then [n]
é	[option + e] then [e]	ü	[option + u] then [u]
í	[option + e] then [i]	¡	[option + 1]
ó	[option + e] then [o]	¿	[option + shift + ?]
ú	[option + e] then [u]		

Windows

á	ALT + 160	ñ	ALT + 164
é	ALT + 130	ü	ALT + 129
í	ALT + 161	¡	ALT + 173
ó	ALT + 162	¿	ALT + 168
ú	ALT + 163		

How to Export Clip Art

Any page or part of a page in the *¡En español!* Clip Art can be quickly copied into a drawing, painting, or word processing application. This gives you further options to work with color, page layout, text addition, and image alteration. Use the following simple steps:

1. Click on the Graphics Select Tool  in the Acrobat toolbar. (If you do not see the icon, choose Toolbars from Window menu and make sure that there is a checkmark next to the Basic Toolbars option.)
2. Click and drag the cursor to draw a box around the image(s) that you want to export. You can draw a box around the entire content of a page if you wish.
3. Choose Copy from the Edit menu.
4. Open a new document in the drawing, painting, or word processing application of your choice.
5. Choose Paste from the Edit menu in that application.

How to Print Clip Art



Choose Print from the File menu. Enter the page range of the pages you want to print.

- ! **It is important that you enter the page range**
- **to prevent the printing of all Clip Art images.**

Use the tool bar at the bottom left of your screen to identify the page you are on.

For additional information about features in Acrobat Reader, select one of the options from the Help menu.


[Return to
Table of Contents](#)



ir a...

to be going to...

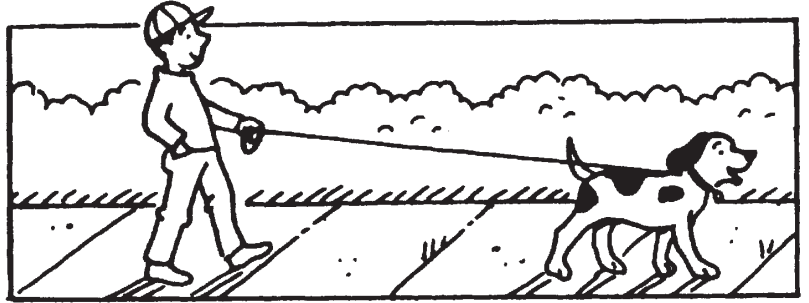

[Return to
Table of Contents](#)



andar en bicicleta

to ride a bike


[Return to
Table of Contents](#)



caminar con el perro

to walk the dog

[Return to
Table of Contents](#)



cenar

to have dinner, supper



comer chicharrones

to eat pork rinds


[Return to
Table of Contents](#)



cuidar (a) el animal

to take care of an animal

[Return to
Table of Contents](#)



cuidar (a) mi hermano(a)

to take care of my brother (sister)


[Return to
Table of Contents](#)



cuidar (a) el pájaro

to take care of the bird

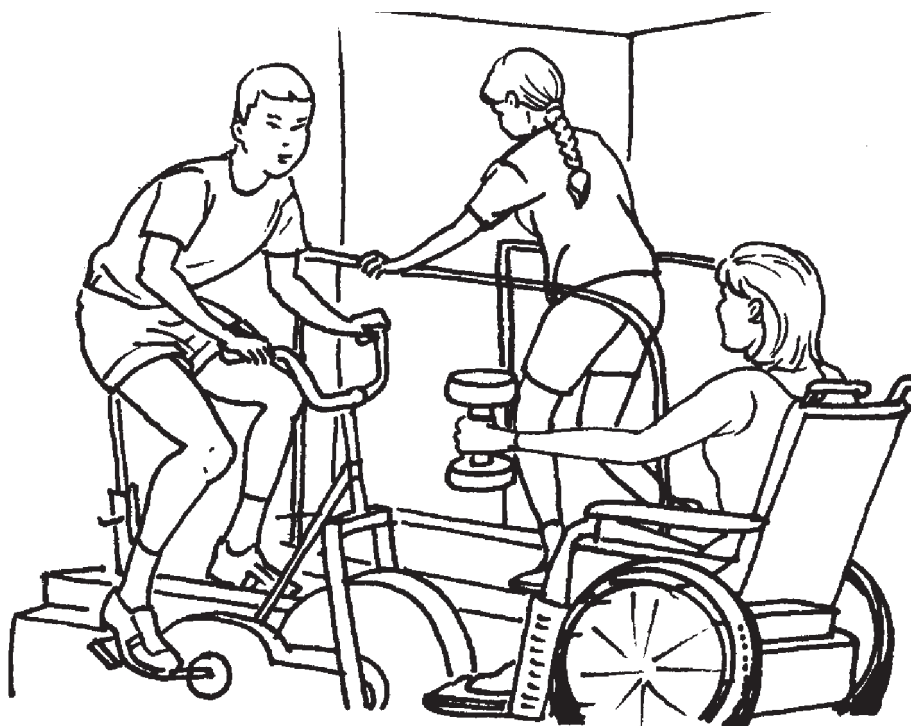

[Return to
Table of Contents](#)



cuidar (a) el pez

to take care of the fish

[Return to
Table of Contents](#)



hacer ejercicio

to exercise


[Return to
Table of Contents](#)



ir al supermercado

to go to the supermarket


[Return to
Table of Contents](#)



leer

to read


[Return to
Table of Contents](#)



la novela

novel

[Return to
Table of Contents](#)



el periódico

newspaper



[Return to
Table of Contents](#)



la revista

magazine


[Return to
Table of Contents](#)



mandar una carta

to send a letter

[Return to
Table of Contents](#)



pasar un rato con los amigos

to spend time with friends


[Return to
Table of Contents](#)



pasar

to go for a walk

[Return to
Table of Contents](#)



pintar
to paint

[Return to
Table of Contents](#)




preparar la cena

to prepare supper, dinner

preparar la comida

to prepare food, a meal

[Return to
Table of Contents](#)



tocar el piano

to play the piano




[Return to
Table of Contents](#)



tocar la guitarra

to play the guitar


[Return to
Table of Contents](#)



ver la televisión

to watch television

[Return to
Table of Contents](#)




primero

first

antes (de)

before

[Return to
Table of Contents](#)



entonces


then, so



luego

later

[Return to
Table of Contents](#)



por fin

finally

después (de)

after, afterward


[Return to
Table of Contents](#)



abrir

to open

[Return to
Table of Contents](#)



aprender

to learn


[Return to
Table of Contents](#)



beber

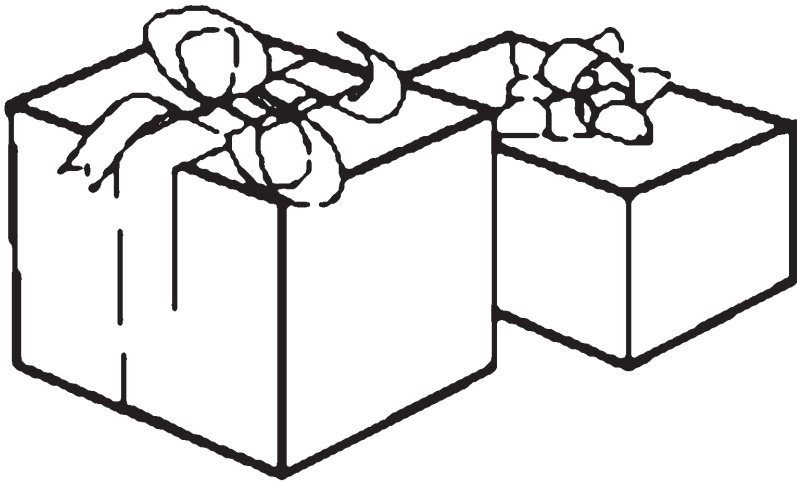
to drink

[Return to
Table of Contents](#)



oír

to hear



recibir

to receive

[Return to
Table of Contents](#)



tener hambre

to be hungry

[Return to Table of Contents](#)




tener sed

to be thirsty

[Return to
Table of Contents](#)




vender
to sell



ver

to see


[Return to
Table of Contents](#)



vivir

to live

[Return to
Table of Contents](#)



el museo

museum

[Return to
Table of Contents](#)



el parque

park

[Return to
Table of Contents](#)



el teatro

theater


[Return to
Table of Contents](#)



la tienda

store

[Return to
Table of Contents](#)



el corazón

heart

[Return to
Table of Contents](#)



la gente

people

[Return to
Table of Contents](#)